

INSTALLATION INSTRUCTIONS

Bidet Spray with Positive Shut-off

Part #'s: B042-690, B043-690



B042-690



B043-690

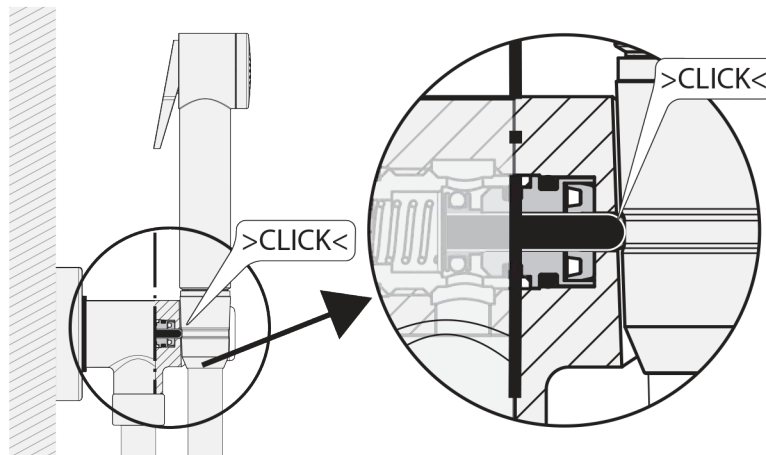
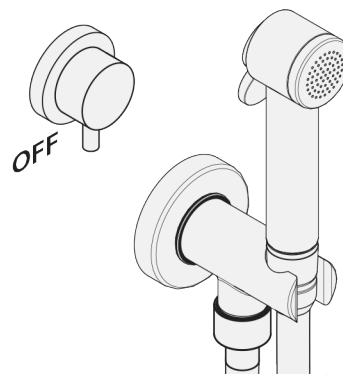
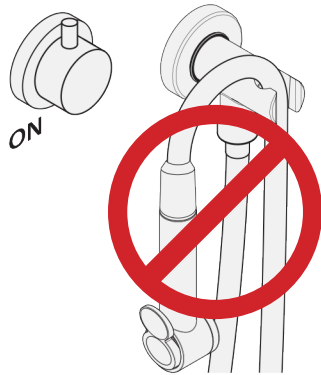
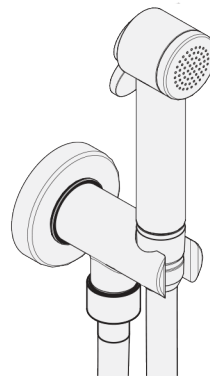
INSTALLATION INSTRUCTIONS

The B042-690 and B043-690 are equipped with a built in positive shut off mechanism. They are not mixing valves. Any of JACLO's pressure balance valves or JACLO's 1/2" thermostatic valves with built in volume controls can be used as the primary positive shut off and mixing valve for a temperature control.

1. When plumbing rough-in, rough out a 1/2" male fitting so that the fitting is outside the finished wall. Ensure the rough plumbing is properly secured to eliminate movement. Note: If fitting is not roughed in with the recommended recess from the finish surface, the B042-690 and B043-690 will not mount flush to the wall.
2. Slide escutcheon onto the back of the wall mount.
3. Thread the body onto the fitting roughed, in the wall. Ensure body is tightened snug, so that it will not move after installation. Also, ensure the body is set so that the handshower will be vertical when placed into body.
4. Connect backflow preventer onto handshower.
5. Connect the hose to the backflow preventer and to the handshower; hang up handshower.
6. Pressurize the unit and check to ensure no leaks are present while under pressure and while handshower is in use.

OPERATION INSTRUCTIONS

1. After each use, the handshower has to be positioned correctly with the hose nut inserted all the way down in the shower bracket in order to ensure the water stop function works properly.
2. In case of installation of a water outlet in combination with a stop valve or water mixer, they will also have to be turned off after each use.
3. Please refer to the diagrams below for proper use.



CARE INSTRUCTIONS

In order to maintain the high quality finish of JACLO products, please adhere to the following product care instructions:

Cleaning JACLO products: For routine cleaning, simply use a soft damp cloth and common household soap, then rinse and dry. Proper care of your product is important because most water contains calcium that deposits on surfaces, forming unpleasant spots. This can be avoided by routine cleaning and drying after every use. Use only mild soap based detergents.

Never use abrasive cleaners, bleach, disinfectants or cleaning products containing alcohol, ammonia, hydrochloric or phosphoric acids as they will damage the product finish.

Please note: Your product warranty may not be valid if the above cleaning guidelines are not followed.

The use of water softeners, which are loaded with salt, will destroy any finish in time. Use of water softeners void all warranties.

WARRANTY

Residential Warranty: Your new plumbing fixture is warranted by **JACLO INDUSTRIES**, 129 Dermody Street, Cranford, NJ 07016. This warranty is extended to original consumer purchasers only. This warranty gives you specific legal rights, and you may also have other rights which vary from state to state.

The product (including the finish on the product but excluding any custom finishes and any installation hardware not supplied by JACLO) is warranted to be free from defects in material or workmanship under normal use and service for the lifetime* of the fixture, so long as the original consumer purchaser owns it. JACLO's sole obligation under this or any other warranty is limited to repairing or replacing at JACLO's option, without labor, any part or parts of the fixture which fail to conform to such warranty.

JACLO WILL NOT BE LIABLE FOR ANY CONSEQUENTIAL OR INCIDENTAL DAMAGES CAUSED BY A BREACH OF THIS OR ANY OTHER WARRANTY.

Some states do not allow the exclusion of limitation of incidental or consequential damages, so the above limitation may not apply to you.

To secure warranty performance, the original consumer purchaser must have the fixture properly and professionally installed in accordance with all codes and installation instructions.

Items and actions that will void the JACLO warranty are:

- Abuse, misuse, neglect and accidental damage
- Improper cleaning care or maintenance of the fixture
- Alteration of the fixture in any way including removal of a flow regulator/restrictor

All warranty claims must be made in accordance with the JACLO return policy (see below).

JACLO does not authorize any distributor, retailer or other person to modify this warranty or assume any liability on its behalf with respect to it. Any question regarding the operation of warranty should be addressed to JACLO's warranty department.

*Due to the unpredictable environment, all kitchen drains, strainers and garbage disposal flanges are warranted for the period of one year from date of purchase from an authorized JACLO dealer

Commercial Warranty: JACLO extends the above warranty for a period of one year from date of purchase to purchasers of products for industrial, commercial, business and all non-private residential uses.

To learn more about JACLO's warranty, please visit **jaclo.com**