


Model #:

FEATURES:

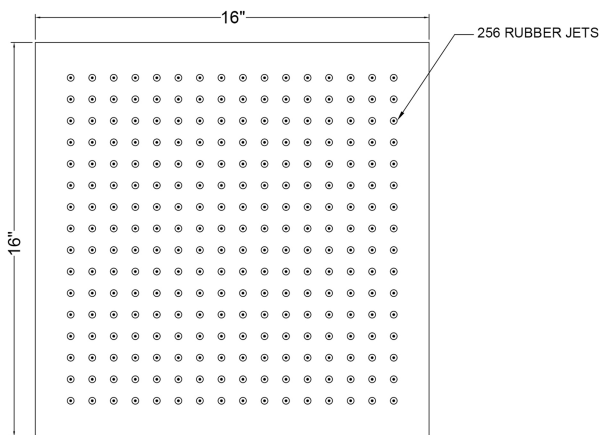


AVAILABLE FINISHES:

SPECIFICATION DRAWING:

SPRAY PATTERNS:

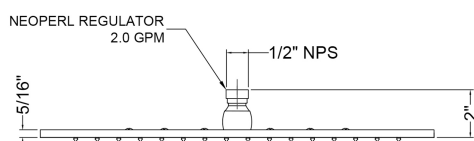
BOTTOM VIEW



FRONT VIEW

ANGLES AND FLOW RATES:

2.5 GPM
2.0 GPM*



COMPLIANCES: