

INSTALLATION INSTRUCTIONS



Wall Mounted Accessories

Part #'s:

Cranford: 4460-RH, 4460-TR, 4460-TB-24, 4460-TB-18, 4460-TP, 4460-SD, 4460-TH, 4460-GS, 4460-GSW, 4460-HR



4460-RH



4460-TR



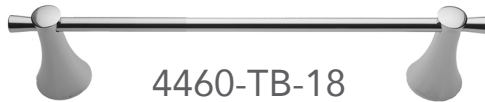
4460-TH




4460-SD



4460-TP



4460-TB-18




4460-TB-24



4460-GSW

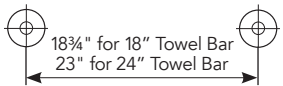
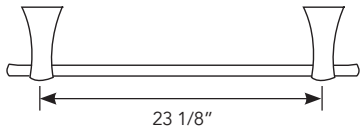


4460-GS



4460-HR

ITEM	DESCRIPTION	PART #
1	Mounting Post	4800-MF-0
2	Screw (2)	7905-ZP-0
3	Metal Wall Anchor	7905-ZP-0
4	Escutcheon/Accessory Post	Varies on model
5	Set Screw (2)	30466-0
6	Hex Wrench	30845-0
7	Soap Dish or Tumbler Holder	4800-GI-**
8	24" Towel Bar	4800-24-BAR-**
9	18" Towel Bar	4800-18-BAR-**
10	24" Glass Shelf	4800-GS-0



*Lengths may vary slightly

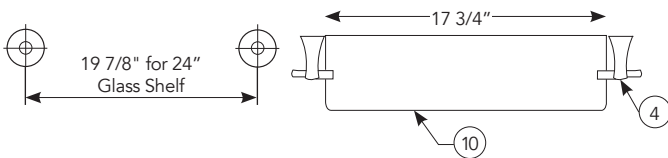



FIGURE 1

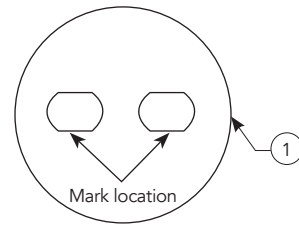


FIGURE 2

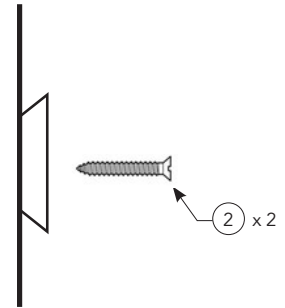
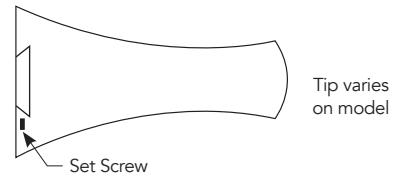


FIGURE 3



SINGLE POST INSTALLATION FOR:

Robe hook, Towel ring, Toothbrush Holder, Soap Dish, and Toilet Paper Holder

1. Place mounting post **(1)** on wall in desired location and mark location of mounting holes **(Fig. 1)**.
2. Use hardware **(2 & 3)** and secure mounting post **(1)** to wall **(Fig. 2)**.
3. Slide accessory post **(4) (varies with accessory)** onto mounting post **(1)** until it touches the top of post and use allen hex wrench **(6)** to secure set screw into post **(5)**.

DOUBLE POST INSTALLATION FOR:

Towel bars, Glass Shelf, and Towel Rack Shelf

1. Remove set screws and put in secure location
2. Use hardware **(2 & 3)** and a level, attach both mounting posts **(1)** to the wall using one mounting hole only **(Fig. 2)**. Select correct center line for accessory. Tighten mounting screw lightly. Do not secure.
3. Check for level, mark and drill bottom holes, insert anchors and complete mounting hardware install.
4. Slide accessory with accessory post **(4)** onto mounting post **(1)** until it touches the top of post **(1)** and use allen hex wrench **(6)** to secure with set screw **(5)**.

To learn more about JACLO's warranty, please visit [**jaclo.com**](http://jaclo.com)