


16" H21 Back to Back Shower Door Pull with Finials

Model #: H21-BB-16-



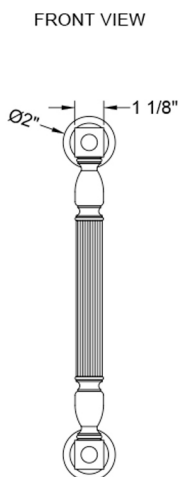
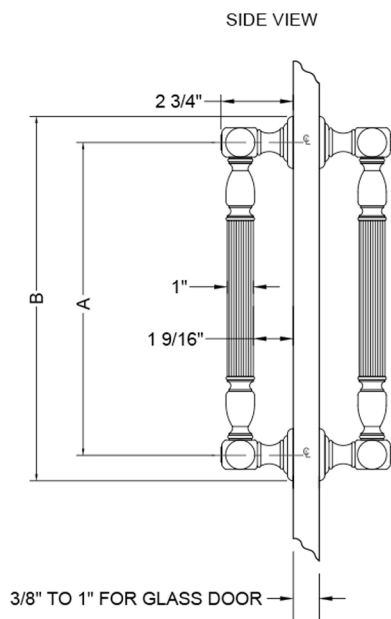
FEATURES:

- Can be mounted vertically or horizontally
- Can be used as a towel bar when mounted horizontally
- Not to be used as a grab bar
- All brass construction, fully polished & plated
- Includes rubber gaskets for glass door installation
- Custom sizes available- Contact JACLO for pricing & availability
- Door pulls 24" or longer are NOT AVAILABLE in PG or SG. For large quantity orders, please contact hospitality@jaclo.com

AVAILABLE FINISHES:

Polished Chrome (PCH)	Satin Chrome (SC)	Bronze Umber (BU)
Satin Nickel (SN)	Pewter (PEW)	Caramel Bronze (CB)
Polished Nickel (PN)	Antique Brass (AB)	Antique Copper (ACU)
Oil-Rubbed Bronze (ORB)	Polished Brass (PB)	Polished Copper (PCU)
Vintage Bronze (VB)	Satin Brass (SB)	Matte Black (MBK)
Satin Gold (SG)	Polished Gold (PG)	Black Nickel (BKN)
White (WH)	Unlacquered Brass (ULB)	Satin Cooper (SCU)
Almond (ALD)	Amber (AMB)	Azure Blue (AZB)
Coral (COR)	Mint Green (GRN)	Stone Grey (GRY)
Lilac (LAC)	Light Blue (LBL)	Limon (LIM)
Plum (PLM)	Pink (PNK)	Red (RED)
Graphite (GPH)	Aged Unlacquered Brass (AUB)	

SPECIFICATION DRAWING:



BRASS LUXURY BACK TO BACK DOOR PULL			
PART. #	DESCRIPTION	A	B
H21-BB-8	8" CENTER TO CENTER	8"	10"
H21-BB-12	12" CENTER TO CENTER	12"	14"
H21-BB-16	16" CENTER TO CENTER	16"	18"
H21-BB-18	18" CENTER TO CENTER	18"	20"
H21-BB-24	24" CENTER TO CENTER	24"	26"
H21-BB-32	32" CENTER TO CENTER	32"	34"

NOTE: H21-BB 6" CENTER TO CENTER AVAILABLE