

## 16" x 16" Square Rain Machine®-2.0 GPM

Model #: S217-2.0-

### FEATURES:

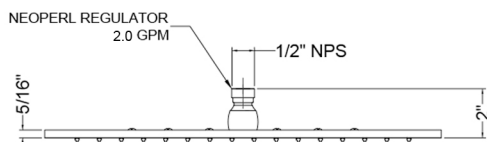
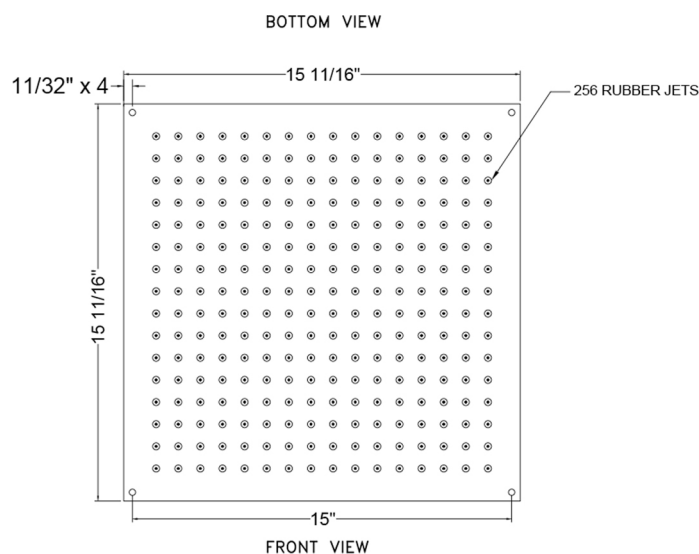
- 1/2" female IPS fixed, no ball joint design
- 16" X 16" square all brass body with 256 easy clean rubber jets
- Available in 2.5, 2.0, and 1.75 GPM (2.0 and 1.75 GPM @ 55 PSI)



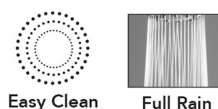
### AVAILABLE FINISHES:

Polished Chrome (PCH)	Satin Chrome (SC)	Bronze Umber (BU)
Satin Nickel (SN)	Pewter (PEW)	Caramel Bronze (CB)
Polished Nickel (PN)	Antique Brass (AB)	Antique Copper (ACU)
Oil-Rubbed Bronze (ORB)	Polished Brass (PB)	Polished Copper (PCU)
Vintage Bronze (VB)	Satin Brass (SB)	Matte Black (MBK)
Satin Gold (SG)	Polished Gold (PG)	Black Nickel (BKN)
White (WH)	Unlacquered Brass (ULB)	Satin Copper (SCU)
Almond (ALD)	Amber (AMB)	Azure Blue (AZB)
Coral (COR)	Mint Green (GRN)	Stone Grey (GRY)
Lilac (LAC)	Light Blue (LBL)	Limon (LIM)
Plum (PLM)	Pink (PNK)	Red (RED)
Graphite (GPH)	Aged Unlacquered Brass (AUB)	

### SPECIFICATION DRAWING:



### SPRAY PATTERNS:



### ANGLES AND FLOW RATES:



### COMPLIANCES:

CEC

Complies with: ASME A112.18.1-2012/CSA B125.1-12